

Fig1

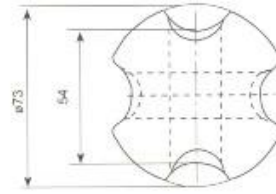
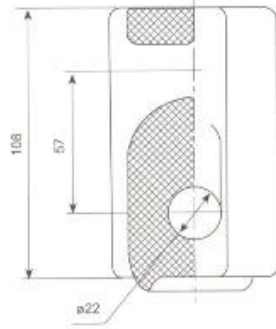


Fig2

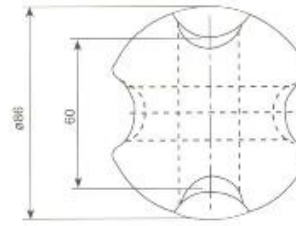
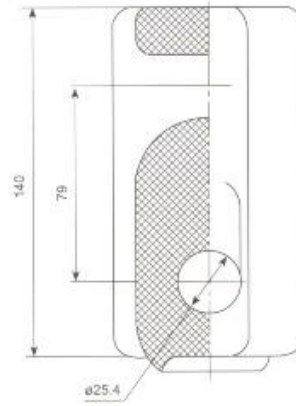


Fig3

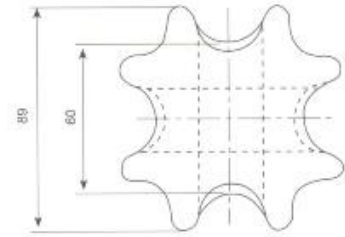
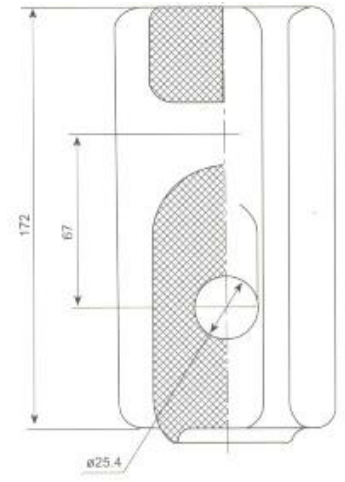


Fig4

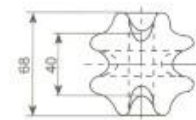
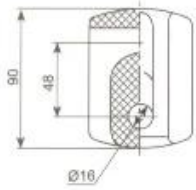


Fig5

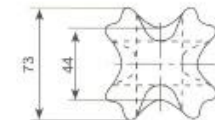
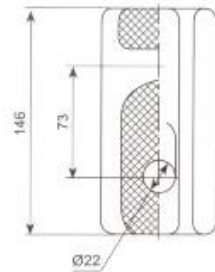


Fig6

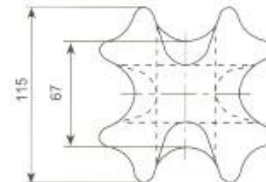
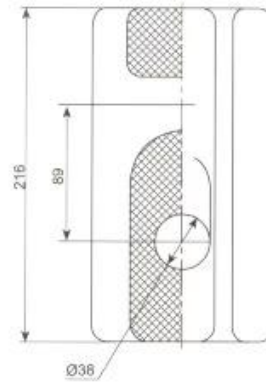


Fig7

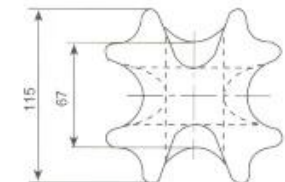
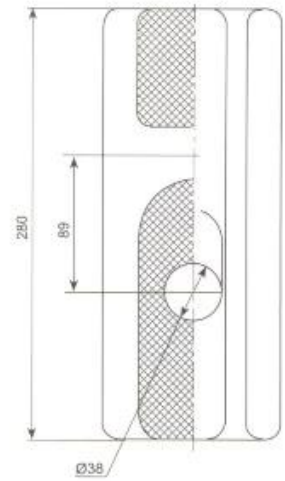


Fig8

ANSI DIMENSIONS

ANSI Fig.No	Fig.No	Dimension 1	Dimension 2	Dimension 3	Dimension 4	Dimension 5	Dimension 6
54-1	1	41	44	25	12	4.9	
54-2	2	47.6	53	30	15	7.8	
54-3	3	57	89	35	18	12.3	
54-4	4	76	89	40	23	17.6	

DINENSIONS

Fig.No	Fig.No	Fig.No	Dimension 1	Dimension 2	Dimension 3	Dimension 4
GY-1	J-2.7	5	10	7 / 2.75	27	
GY-2	J-7	6	15	19 / 2.00	71	
GY-3	J-16	7	20	19 / 2.75	222	
GY-4	J-16B	8	30	19 / 2.75	222	