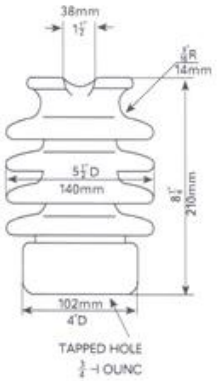

Fig1

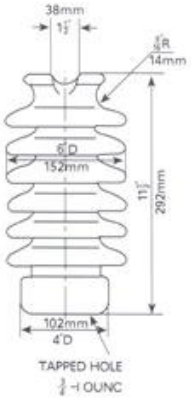

Fig2

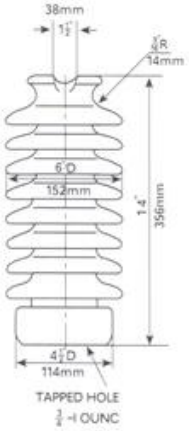

Fig3

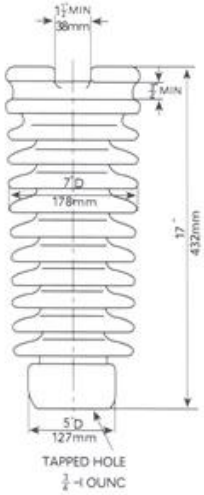

Fig4

DINENSTIONS □□□□□□ □□□□□□□□ □□□□□□□□

□□□ ANSI	□□□□ □□□□□ □□ □□□□ □□□□□ □□		57 -1 □□□ 57-1S	57-2L 57-2S	57-3L 57-3S	57-4L 57-4S
□□ / □□□□□□□ □□□□			14 356	22 559	29 737	1015
□□ / □□□□□□□□ □□□□□□ □□□□□□ □□□□□ □□□□ □□□ / □□□□□□□□□ □□□ □□□□□			6 1/2 165 2800 12.5 1	9 1/2 241 2800 12.5 2	12 1/4 311 2800 12.5 3	368 12.5 4
□□□□□ flashover □□□□□	□□□□□ □□□□	□□□□ □□□□ / □□□ □□□□ □□□□ / □□□□□ □□□□□□ / kV	80 60 130	110 85 180	125 100 210	150 125 255
	□□□□□□ □□□□□□	□□□□ / kV	155	205	260	340
□□□□□ □□□□□ □□□□□□□ □□□□□□	□□□□ □□□□ / □□□□□ □□□ □□□□□ □□□□□□ □□□□□□ □□□□ RIV 1.000 □□kc / µV		15 100	22 100	30 200	44 200
□□□□ ANSI			57-1S	57-1L	57-2S 3S 4S	57-2L 3L 4L
□□□ □□□□□ □□□□ □□□□□□ □□□□□		□ □ C □ E	1 3/4 44.5 1 7/16 36.5 1 7/32 31.0 3/4 5/8	7 178 4 1/2 114 1 7/32 31.0 3/4 5/8	1 3/4 44.5 1 7/16 360.5 1 7/32 31.0 3/4 3/4	7 178 4 1/2 114 1 7/32 31.0 3/4 3/4