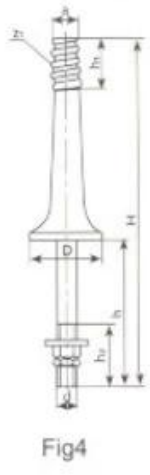
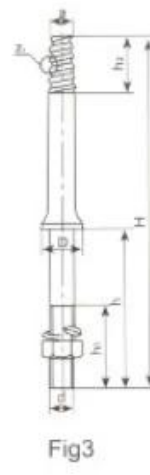
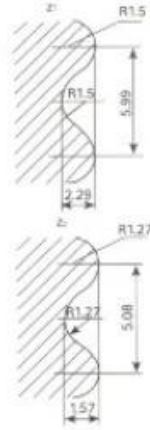


BS



DINENSTIONS

Type	Dimensions (mm)							ANSI	BS	
	H	h1	h2	H1	H2	D	D1			
1	330	76	178	51	76	34.9	20	11	56-1	1.9
1	356	76	178	51	76	34.9	20	9	56-2	2.2
1	407	89	178	51	76	34.9	20	10	56-3	3.25
1	432	89	178	51	76	34.9	20	9	56-4	3.25
1	343	45	165	51	76	34.9	20	6	56-2	1.6
2	198	76	45	51	40	34.9	20	11	56-1	1.54
2	223	76	45	51	40	34.9	20	9	56-2	1.87
2	274	89	45	51	40	34.9	20	10	56-3	2.17
2	299	89	45	51	40	34.9	20	9	56-4	2.7
2	223	45	45	51	40	34.9	20	6	56-2	1.3
1	356	76	76	51	76	34.9	16	5	56-2	1.9
3	305	38	140	74	44.45	18.29	20	5	BS	1
3	352	41	127	80	44.45	18.29	22	5		1.2
3	215	38	50	44	44.45	18.29	20	5		0.75
4	261	60	46	47	41	27.78	22	10	BS	1.5
4	369	51	140	47	78	27.78	22	10		2