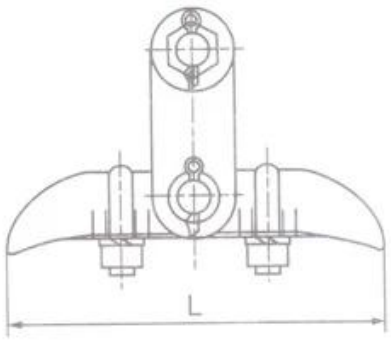

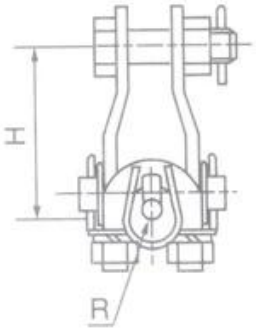

Fig 1

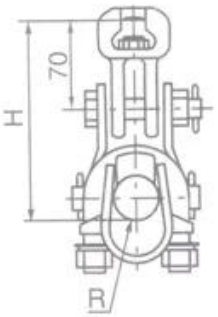

Fig 2

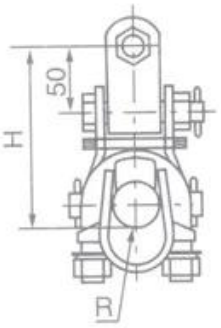

Fig 3

□□ □□□	□□ □□□□□□□	□□□mm□			□□ □□□	U.T.S □□	□□ □□
		H	□□	[R			
XGU-1	5.0-7.0	82	180	4	1	40	1.4
XGU-2	7.1-13.0	82	200	7		40	1.8
XGU-3	13.1-21.0	102	220	11.0		40	2.0
XGU-4	21.1-26.0	110	250	13.5		40	3.0
XGU-5	23.0-33.0	87	300	17		60	4.7
XGU-6	34.0-45.0	93	300	23		60	5.1
XGU-5A	23.0-33.0	157	300	17	2	60	5.7
XGU-6A	34.0-45.0	163	300	23		60	6.1
XGU-5B	23.0-33.0	137	300	17	3	60	5.4
XGU-6B	34.0-45.0	143	300	23		60	5.8
XGU-7B	45.0-48.7	146	300	26		60	6□

□□□□□□□