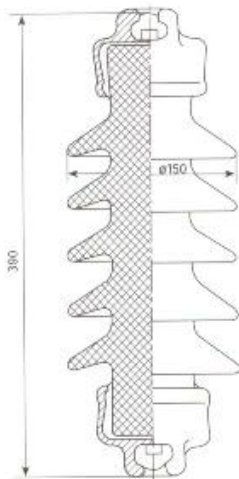


L70E225



L70E245

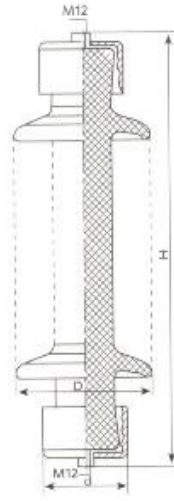


Fig1

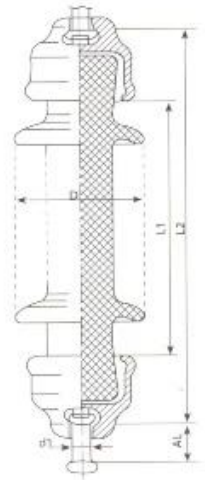


Fig2

□□□□□□□□

□□	□□ □□	□□ □□□□□□□□			□□ disdance □□	□□ □□ □□	□□ □□	□ □□□□ □□	□□ □□ □□
		H	d	d					
HN1-10	1	210	120	86	240		1000	28	75
HN1-15	1	250	126	86	350		1000	38	95
HN1-20	1	295	150	86	480		1000	50	125
HN1-30	1	435	140	86	720		1000	70	170
LR	1	410	180		600		1000	70	120

□□ □□□	□□ □□	□□ □□□□□□□□					□□ □□	1□□ □□ votage □□	□□ □□ □□	□□ □□ □□	□□ □□ □□ □□	□□ □□□ □□
		L1	L2	AL	d	D1						
L40BE 380	2	380	480	□□	170	11	800	95	250	40	24	9.5
L60BE 315	2	315	488	40	180	16	900	75	170	60	36	11.6
L70BE 380	2	380	550	40	180	16	800	95	250	70	42	14.5
L100BE 550	2	550	895	40	190	16	1200	140	325	100	60	20.5