

Fig1

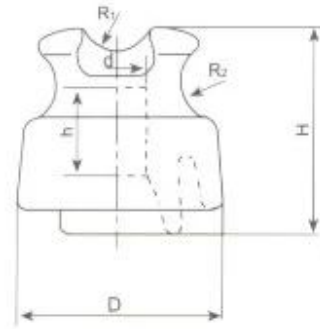


Fig2

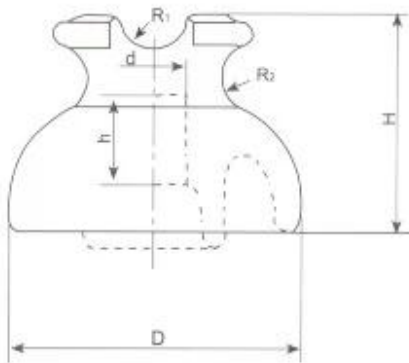


Fig3

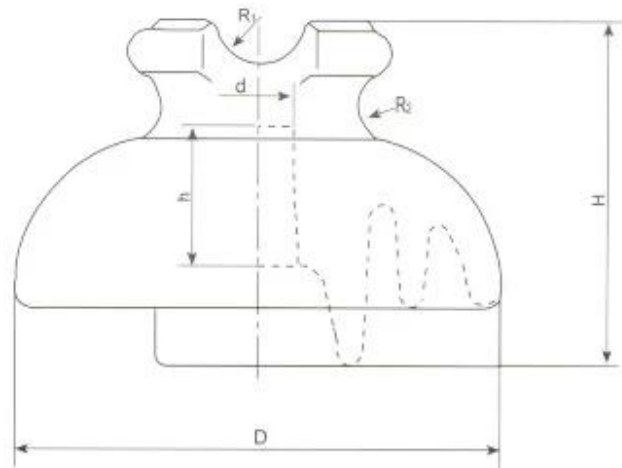


Fig4

DIMENSIONI PRINCIPALI E PARTICOLARI STANDARD

Cat.No. Classe ANSI	Smalto	Fig. N	Dimensioni principali in						Minimo altezza pin in	Perdita distanza in	Archi a secco distanza in
			H	h	D	d	R1	R2			
M10K01 (55-1)	pianura	1	3 1/2	1 3/4	3 1/4	1		1/2	4	4	2 1/4
M10K02 (55-1)	Radio liberata	1	3 1/2	1 3/4	3 1/4	1		1/2	4	4	2 1/4
M10K03 (55-2)	pianura	2	3 1/4	1 1/2	3 3/4	1	5/8	5/8	4	5	3 3/8
M10K04 (55-2)	Radio liberata	2	3 1/4	1 1/2	3 3/4	1	5/8	5/8	4	5	3 3/8
M10K05 (55-3)	pianura	3	3 3/4	1 1/2	4 3/4	1	9/16	9/16	5	7	4 1/2
M10K06 (55-3)	Radio liberata	3	4 3/8	1 1/2	4 3/4	1	9/16	9/16	5	7	4 1/2
M10K07 (55-4)	pianura	4	4 3/8	1 3/4	5 1/2	1	1	9/16	5	9	5
M10K08 (55-4)	Radio liberata	4	4 7/8	1 3/4	5 1/2	1	1	9/16	5	9	5
M10K09 (55-5)	pianura	4	4 7/8	2	7	1	1	9/16	6	12	6 1/4
M10K10 (55-5)	Radio liberata	4	5 1/2	2	7	1	1	9/16	6	12	6 1/4
M10K11 (55-6)	pianura	4	5 1/2	2 1/4	8 3/8	1	1	5/8	7 1/2	15	8
M10K12 (55-6)	Radio liberata	4	5 1/2	2 1/4	8 3/8	1	1	5/8	7 1/2	15	8
M10K13 (55-7)	pianura	4	5 1/2	2 1/4	8 3/8	1 3/8	1	5/8	7 1/2	15	8

M10K14 (55-7)	Radio liberata	4	5 _{1/2}	2 _{1/4}	8 _{3/8}	1 _{3/8}	1	5/8	7 1/2	15	8
------------------	-------------------	---	------------------	------------------	------------------	------------------	---	-----	-------	----	---

Cat.No. Classe ANSI	Tensione a bassa frequenza kV			Critico-impulso tensione del flashover kV		Tensione di influenza radio		Forza a sbalzo libbre.	No.used prima
	Flashover secco	Flashover bagnato	foratura	Positivo	Negativo	Tensione di prova a bassa frequenza verso terra kV	RIV massimo a 1000kc μV		
M10K01 (55-1)	35	20	50	50	70	5	2500	3000	P-3-M
M10K02 (55-1)	35	20	50	50	70	5	50	3000	P-3-M
M10K03 (55-2)	50	25	70	75	95	5	2500	2500	P-6-M
M10K04 (55-2)	45	25	70	70	85	5	20	2500	P 6-M
M10K05 (55-3)	65	35	90	100	130	10	5500	2500	P ₂ -10-M
M10K06 (55-3)	55	30	90	90	110	10	50	2500	P ₂ -10-M
M10K07 (55-4)	70	40	95	110	140	10	5500	3000	P-10-M
M10K08 (55-4)	65	35	95	105	130	10	50	3000	P-10-M
M10K09 (55-5)	85	45	115	140	170	15	8000	3000	P-15-M
M10K10 (55-5)	80	45	115	130	150	15	100	3000	P-15-M
M10K11 (55-6)	100	50	135	150	170	22	8000	3000	P-22-M
M10K12 (55-6)			135			22	100	3000	P-22-M
M10K13 (55-7)	100	50	135	150	170	22	8000	3000	P ₁ -22-M
M10K14 (55-7)			135			22	100	3000	P ₁ -22-M