

Fig1

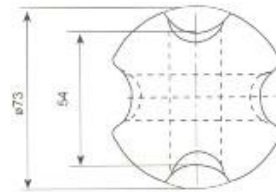
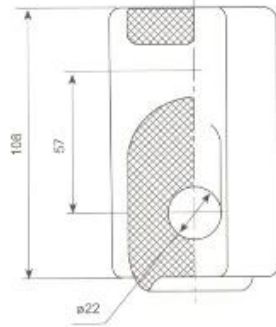


Fig2

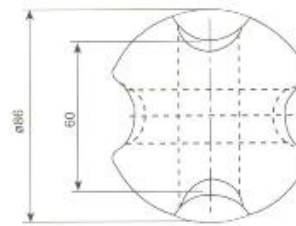
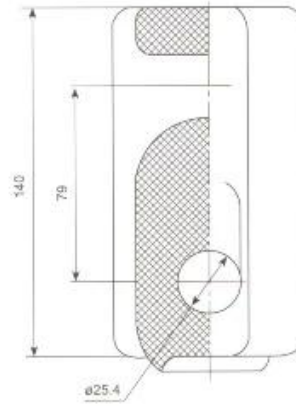


Fig3

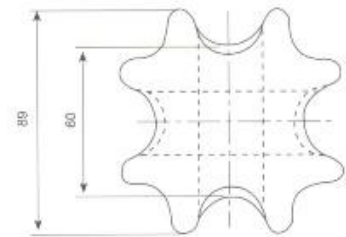
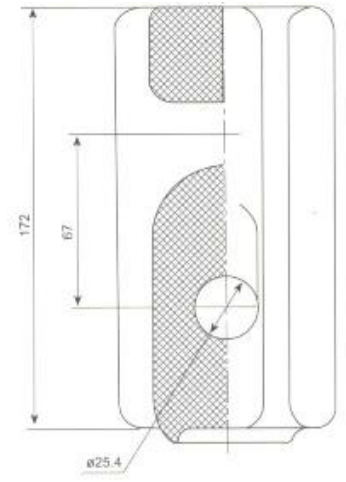


Fig4

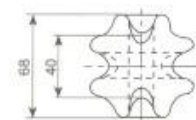
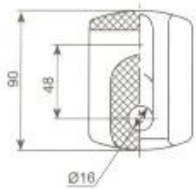


Fig5

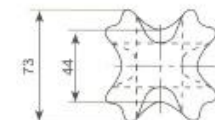
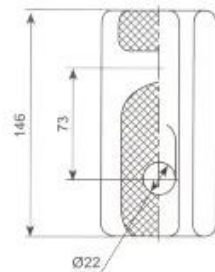


Fig6

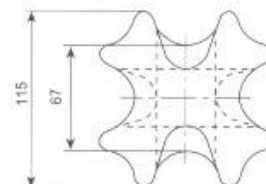
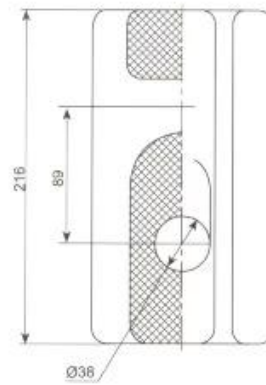


Fig7

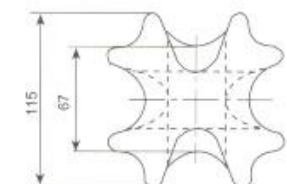
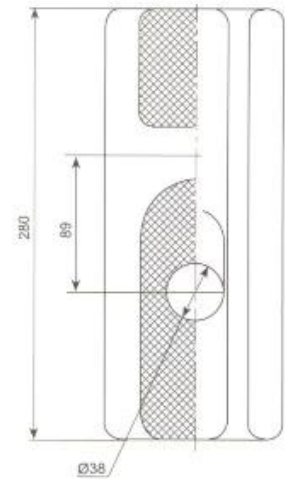


Fig8

ANSI 54

ANSI Fig.No	mm	KN	mm		()	
			mm	mm		
54-1	1	41	44	25	12	4.9
54-2	2	47.6	53	30	15	7.8
54-3		57	89	35	18	12.3
54-4	4	76	89	40	23	17.6

ANSI 55

AS Fig.No	mm	KN	mm		()
			mm	mm	
GY-1	J-2.7	5	10	7 / 2.75	27
GY-2	J-7	6	15	19 / 2.00	71
GY-3	J-16	7	20	19 / 2.75	222
GY-4	J-16B	8	30	19 / 2.75	222