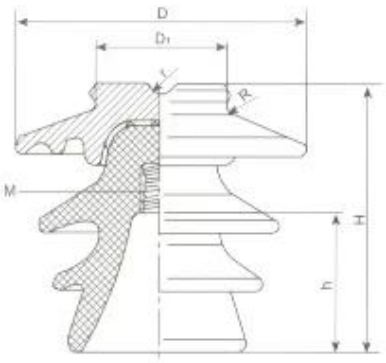

VHD-35-SI

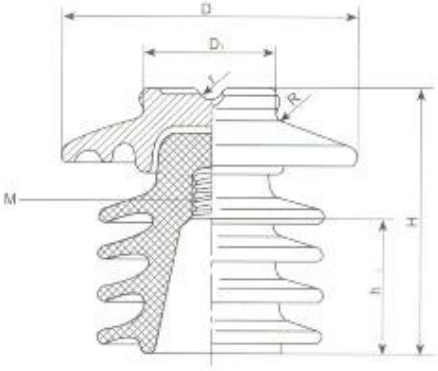

VHD-35-SII

A_DETAYI
Detail_A

VHD_35

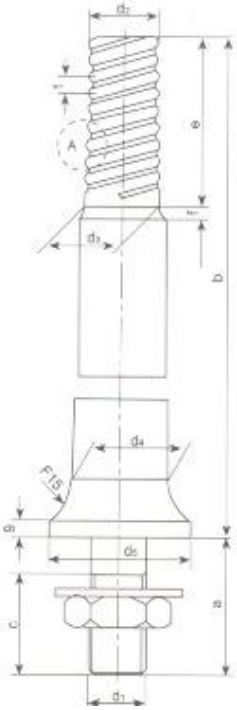

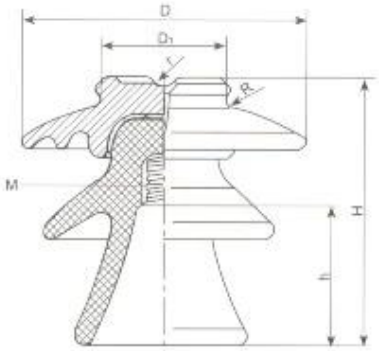

VHD-35-N

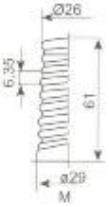

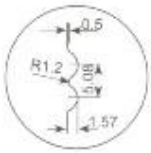

A_DETAYI
Detail_A

VHD_15,VHD_10

SPCEIFICATIONS OF STEEL STANDS

TIP	a mm	b mm	c mm	d 1 mm	d2 mm	d3 mm	d4 mm	d5 mm	e mm	f mm	g mm	t mm
VHD-35	135	280	75	1 "	+0 25-0.6	+0 28-0.5	35	51	61	4	8	6.35
VHD-20	135	215	75	M20	+0 19-0.5	+0 24-0.5	30	44	45	4	5	5.05
VHD-15	135	165	75	M15	+0 19-0.5	+0 24-0.5	30	41	45	4	5	5.05
VHD-10	135	127	75	M16	+0 19-0.5	+0 24-0.5	30	41	45	4	5	5.05

MAIN DIMENSTIONS AND STANDARD PARTICULARS

TYPE	Main dimensions						Leakage distance	Minimum breaking load	One minute withstand voltage wet	Puncture voltage	Impulse withstand voltage	Weight
	H	h	D	D1	R	r						
	mm	mm	mm	mm	mm	mm	mm	kg	kV	kV	kV	kg
VHD-35-N	270	133	270	135	14	14	630	1200	70	180	170	11
VHD-35-S1	270	133	270	135	14	14	720	1200	75	180	175	11.8
VHD-35-S11	295	160	270	135	14	14	900	1200	80	180	180	13.3